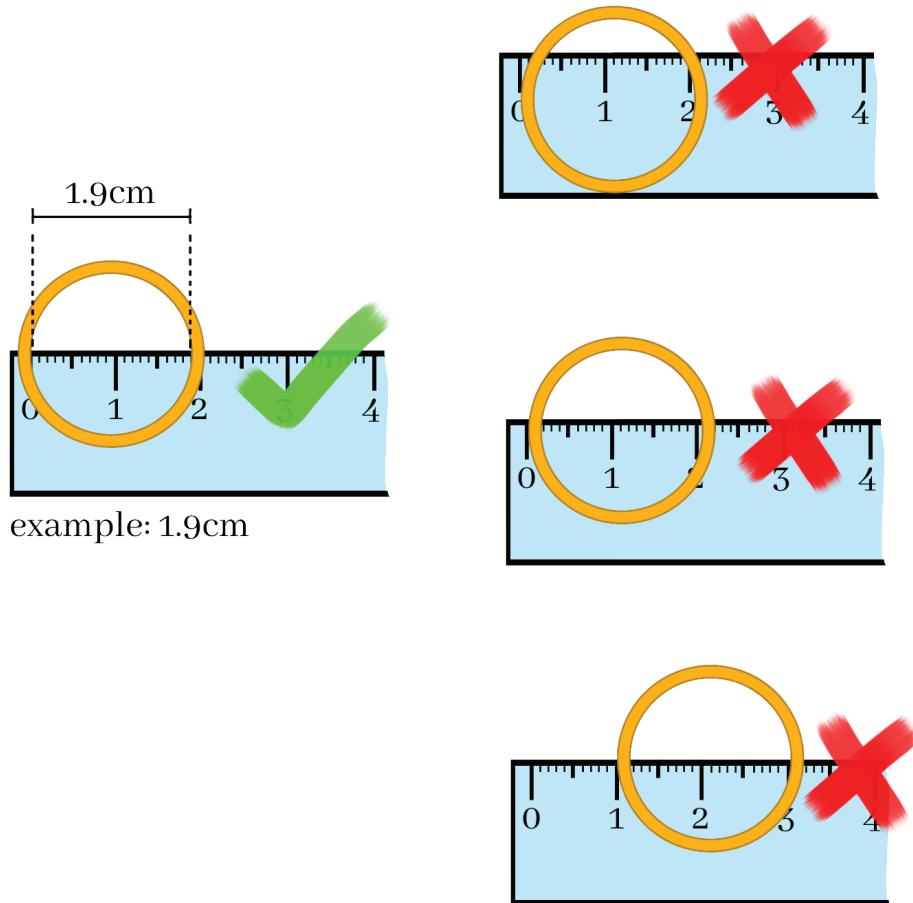


GUIDELINES

For Ring



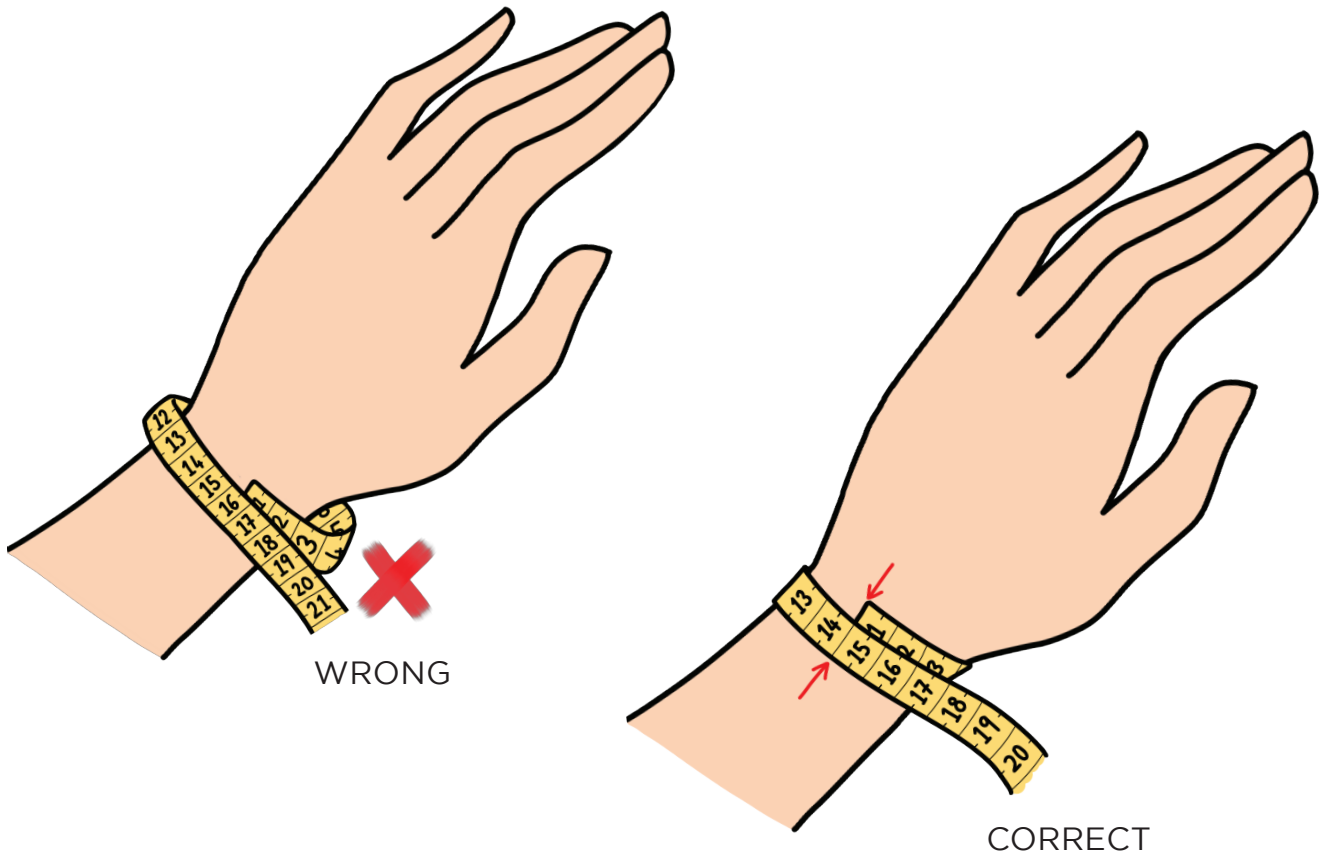
RING

1. PLACE THE RING ON A RULER THAT HAS CENTIMETRE MEASUREMENT.
2. MEASURE THE INNER DIAMETER OF THE RING.
3. REFER TO THE RING CHART FOR YOUR SIZE.

RING SIZE		6	7	8	9	10	11	12	13	14	15	16	17	18	19	20	21	22	23	24	25
DIAMETER	CM	1.45	1.50	1.53	1.55	1.60	1.63	1.65	1.70	1.73	1.75	1.80	1.83	1.85	1.90	1.93	1.95	2.00	2.03	2.05	2.10

GUIDELINES

For Bangle / Bracelet



WRIST MEASUREMENT FOR BANGLE/BRACELET

WITH FLEXIBLE MEASURING TAPE

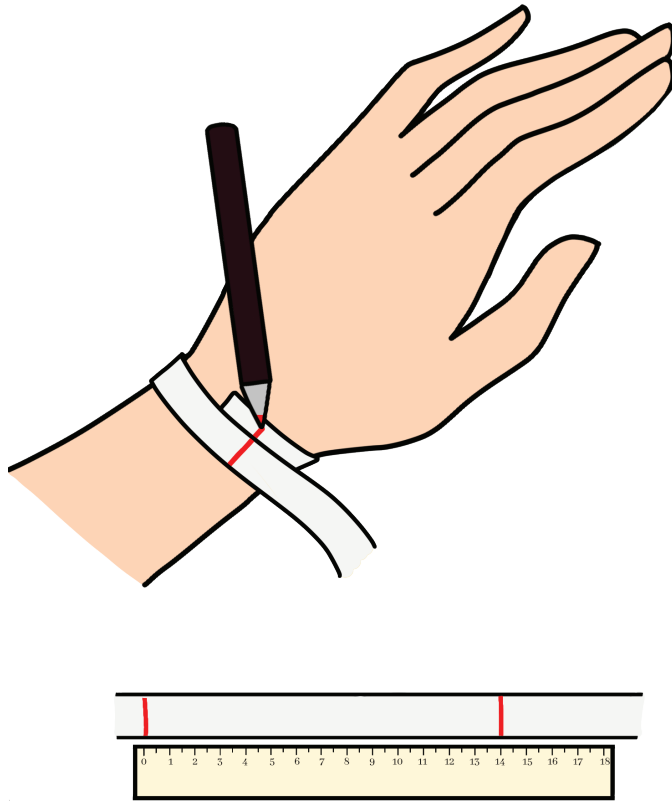
1. WRAP THE MEASURING TAPE AROUND YOUR WRIST (WITH NO SPACE).
2. MAKE SURE YOU READ THE MEASUREMENT FROM 0 POINT. THAT WOULD BE YOUR WRIST SIZE.
3. YOU CAN REFER TO OUR SIZE CHART FOR SUITABLE BANGLE/BRACELET SIZE BASED ON YOUR WRIST MEASUREMENT.

ADORE BRACELET
FULL BEADS: WRIST SIZE + 3CM
HALF FULL BEADS: WRIST SIZE + 2CM
NO BEADS: WRIST SIZE + 1CM

OTHER TYPE OF BRACELET
SMALL CHAIN: WRIST SIZE + 1CM
MEDIUM CHAIN: WRIST SIZE + 2CM
LARGE CHAIN: WRIST SIZE + 3CM
<small>*YOU CAN ADD 0.5CM MORE, IF YOU PREFER A LOOSER FIT.</small>

GUIDELINES

For Bangle / Bracelet



WITH THIN PIECE OF PAPER, RULER AND PEN

1. CUT A THIN PIECE OF PAPER (WITH A LENGTH AROUND 20CM).
2. WRAP AROUND YOUR WRIST (WITH NO SPACE).
3. MARK A LINE WITH A PEN ON THE STRING / PIECE OF PAPER.
4. MEASURE THE MEASUREMENT BETWEEN 1ST POINT TO 2ND POINT.
THAT WOULD BE YOUR WRIST SIZE.
5. YOU CAN REFER TO OUR SIZE CHART FOR SUITABLE BANGLE/BRACELET
SIZE BASED ON YOUR WRIST MEASUREMENT.

ADORE BRACELET

FULL BEADS: WRIST SIZE + 3CM
HALF FULL BEADS: WRIST SIZE + 2CM
NO BEADS: WRIST SIZE + 1CM

OTHER TYPE OF BRACELET

SMALL CHAIN: WRIST SIZE + 1CM
MEDIUM CHAIN: WRIST SIZE + 2CM
LARGE CHAIN: WRIST SIZE + 3CM


*YOU CAN ADD 0.5CM MORE, IF YOU PREFER A LOOSER FIT.

GUIDELINES

For Bangle Adore

WRIST SIZE (CM)	BANGLE SIZE
13	4.9 – 5.1
13.5	5.1 – 5.3
14	5.3 – 5.5
14.5	5.5 – 5.7
15	5.7 – 5.9
15.5	5.8 – 6.0
16	6.0 – 6.2
16.5	6.2 – 6.4
17	6.3 – 6.5
17.5	6.5 – 6.8

*PLEASE BE NOTED THAT THE SIZE RECOMMENDATION IS
FOR HALF FULL TO FULL BEADS





ANGSA EMAS
JEWELLERY

GUIDELINES

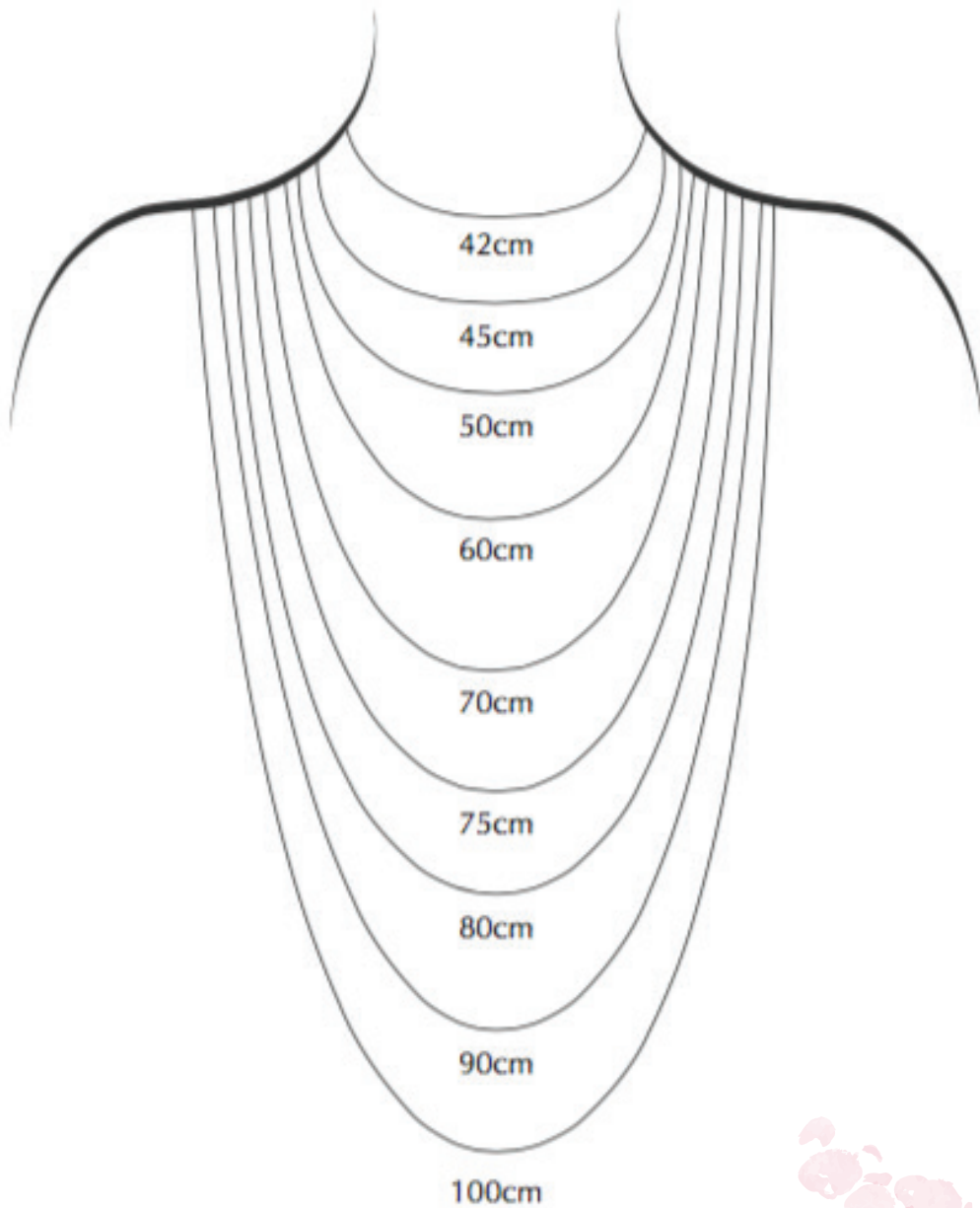
For Bangle

WRIST SIZE (CM)	BANGLE SIZE
13	4.7 - 4.9
13.5	4.8 - 5.0
14	4.9 - 5.1
14.5	5.0 - 5.2
15	5.2 - 5.4
15.5	5.4 - 5.6
16	5.5 - 5.7
16.5	5.7 - 5.9
17	5.9 - 6.1
17.5	6.1 - 6.3
18	6.3 - 6.5
18.5	6.5 - 6.7

*PLEASE BE NOTED THAT THE SIZE RECOMMENDATION
IS FOR FIT TO WRIST BANGLE



GUIDELINES *For Necklace*



Length CM	42	45	50	60	70	75	80	90	100
Length INCH	16.5	17.7	19.7	23.6	27.6	29.5	31.5	35.4	39.4